

Signify Classified - Internal
Cooper Lighting Solutions Photometric Lab
1121 Highway 74 South
Peachtree City, GA 30269



Scaled data based on original data using
LM-79-08 Approved Method: Electrical and Photometric Measurements of Solid-
State Lighting Products

Test Report Prepared for
Cooper Lighting Solutions
(formerly Eaton)

Brand: McGRAW-EDISON

Report Number: P438445

Luminaire Tested: **IST-SA1C-830-U-SL2-HSS**

Issue Date: 12/10/2020

Test Information

Test Method: LM-79-08
Report Number: P438445
TEST IS SCALED FROM IESNA LM-79-08 TEST DATA (G3-2011-074-15)
Test Lab: INNOVATION CENTER
Issue Date: 12/10/2020
Manufacturer: COOPER LIGHTING SOLUTIONS (FORMERLY EATON)
Product Line: McGRAW-EDISON
Catalog Number: IST-SA1C-830-U-SL2-HSS
Description: IMPACT ELITE LED TRAPEZOID LUMINAIRE
(1) 80 CRI, 3000K, 615mA LIGHTSQUARE WITH 16 LEDS AND TYPE II SPILL LIGHT
ELIMINATOR OPTICS WITH HOUSE SIDE SHIELD
Light Source: -
Ballast/Driver: ELECTRONIC DRIVER

Summary

Lumens per Lamp: N/A
Luminaire Lumens: 2900 lumens
Efficiency: N/A
Efficacy: 84.8 lumens/watt
Luminous Opening: Rectangular (W 0.5' x L: 0.5' x H: 0')
IES Classification: Type II - Short
BUG Rating: B0 - U0 - G1

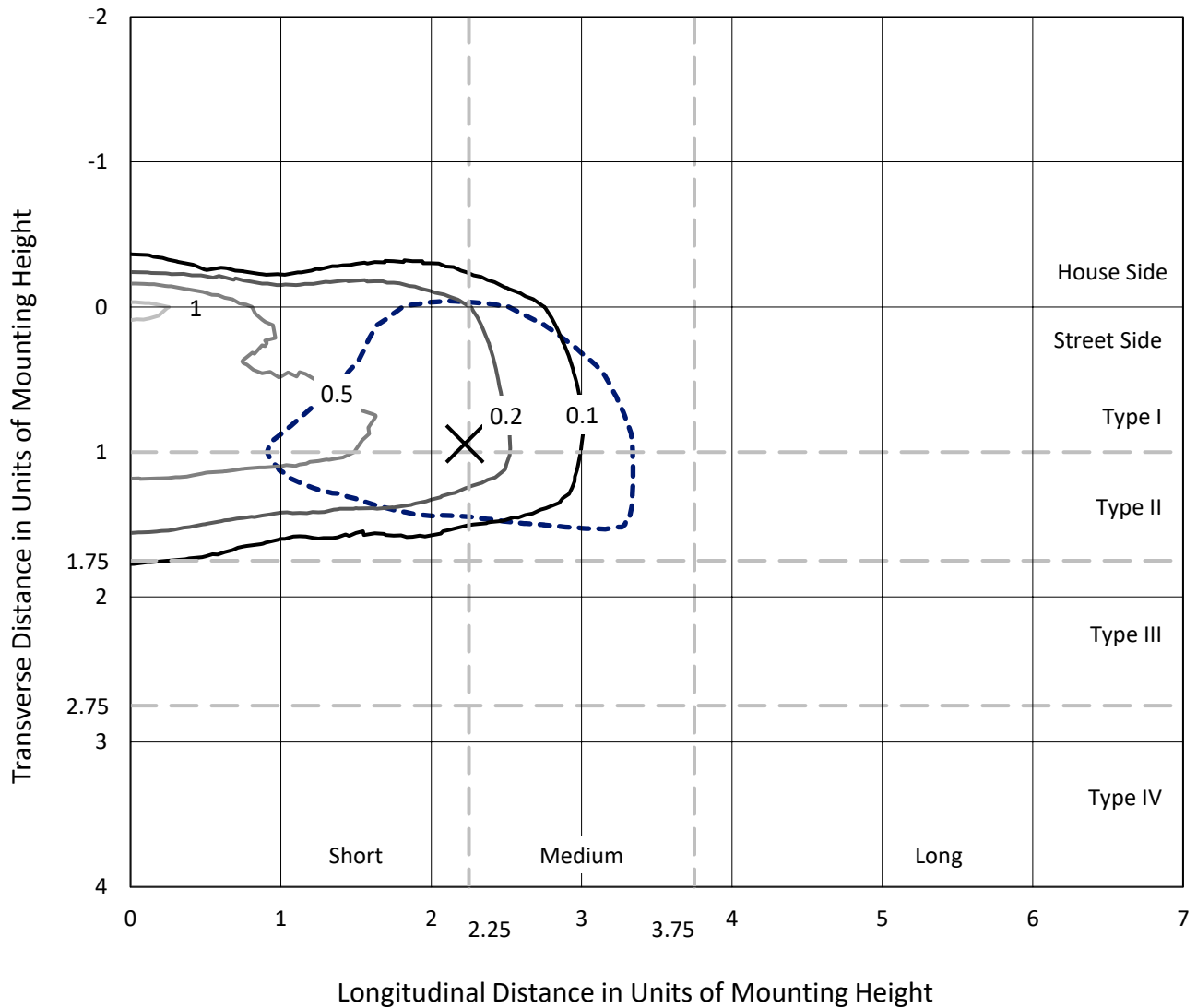
Input Watts (W): 34.2
Input Voltage (V): NR
Input Current (Ain): NR
Voltage Rise (V): NR
Power Factor: NR
Total Harmonic Distortion (THDi): NR
Frequency (hertz): 60
Stabilization Time: NR
Operation Time: NR
Ambient Temperature (°C): NR
Test Distance: 28.75 FT



REPORT NUMBER: P438445
 CATALOG NUMBER: IST-SA1C-830-U-SL2-HSS

Iso-Footcandle Lines of Horizontal Illumination

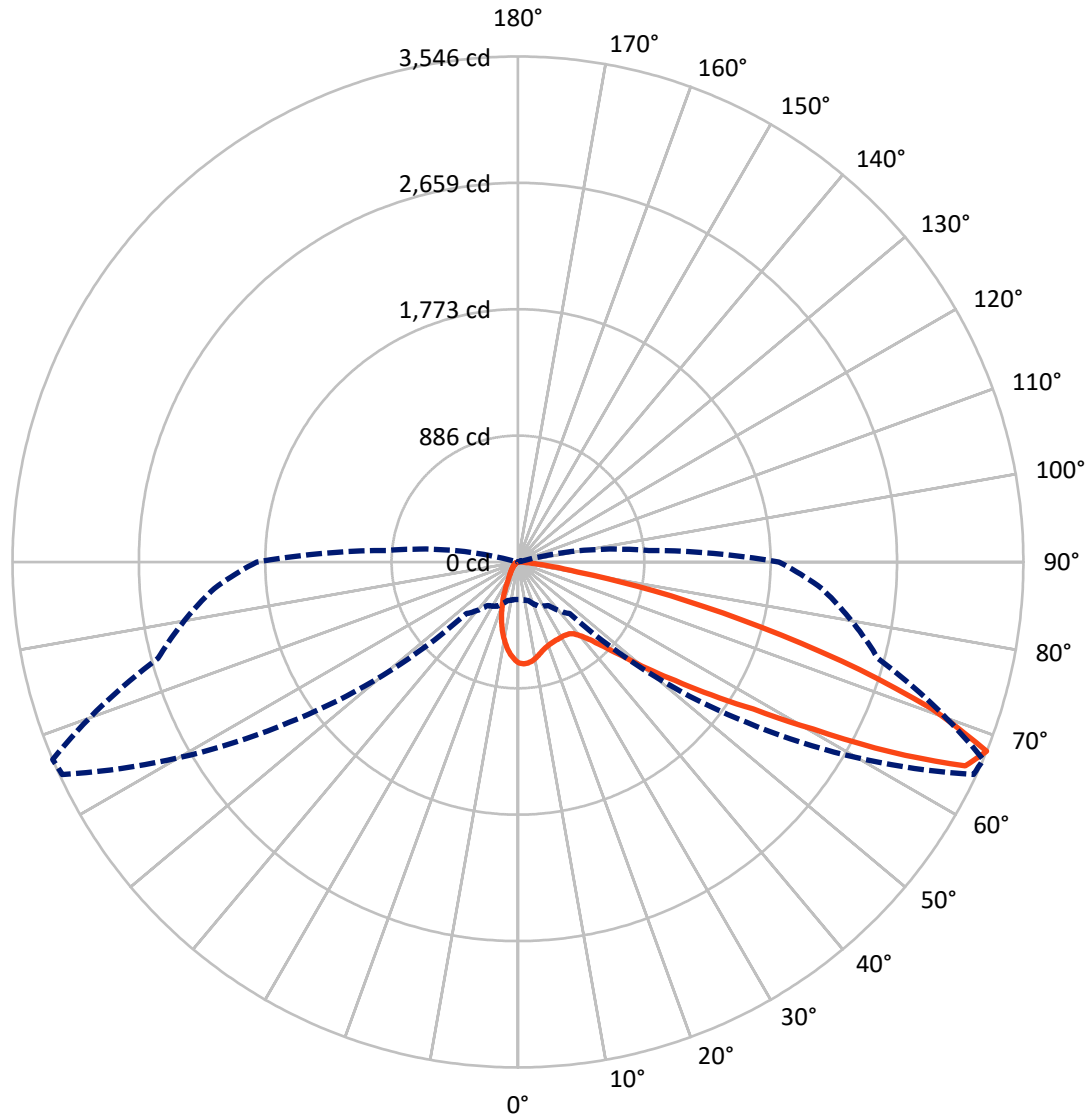
✕ Max cd
 - - - 1/2 Max cd



Based on 25 foot mounting height. Maximum calculated value = 1.1 fc
 Type II - Short - N/A

REPORT NUMBER: P438445
CATALOG NUMBER: IST-SA1C-830-U-SL2-HSS

Luminous Intensity Polar Plot



— Vertical Plane Through 67-Deg Lateral - - - Horizontal Cone Through 67.5-Deg Vertical

REPORT NUMBER: P438445

CATALOG NUMBER: IST-SA1C-830-U-SL2-HSS

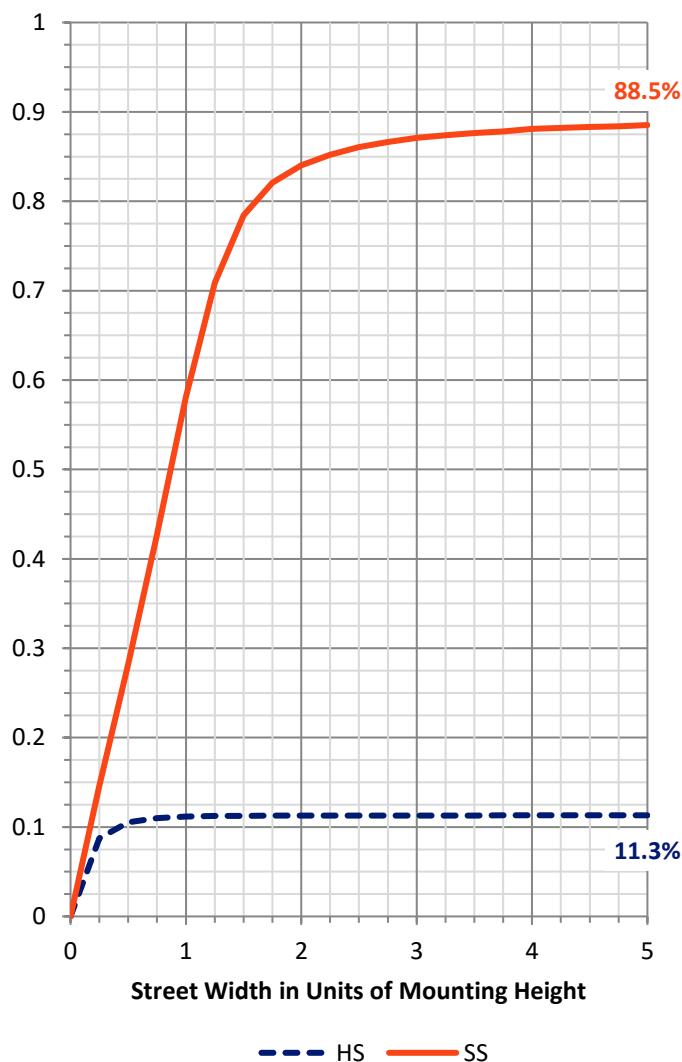
FLUX DISTRIBUTION:

		Downward	Upward	Total
House Side	Lumens	331.0	0.0	331.0
	% Fixture	11.4	0.0	11.4
Street Side	Lumens	2569.1	0.0	2569.1
	% Fixture	88.6	0.0	88.6
Total	Lumens	2900.0	0.0	2900.0
	% Fixture	100.0	0.0	100.0

ZONAL LUMENS:

Zone	Lumens	% Fixture
0°-10°	57.7	2.0
10°-20°	125.0	4.3
20°-30°	179.1	6.2
30°-40°	263.6	9.1
40°-50°	435.4	15.0
50°-60°	700.3	24.1
60°-70°	763.6	26.3
70°-80°	347.5	12.0
80°-90°	28.0	1.0
90°-100°	0.0	0.0
100°-110°	0.0	0.0
110°-120°	0.0	0.0
120°-130°	0.0	0.0
130°-140°	0.0	0.0
140°-150°	0.0	0.0
150°-160°	0.0	0.0
160°-170°	0.0	0.0
170°-180°	0.0	0.0
0°-90°	2900.0	100.0
0°-180°	2900.0	100.0

Coefficient of Utilization



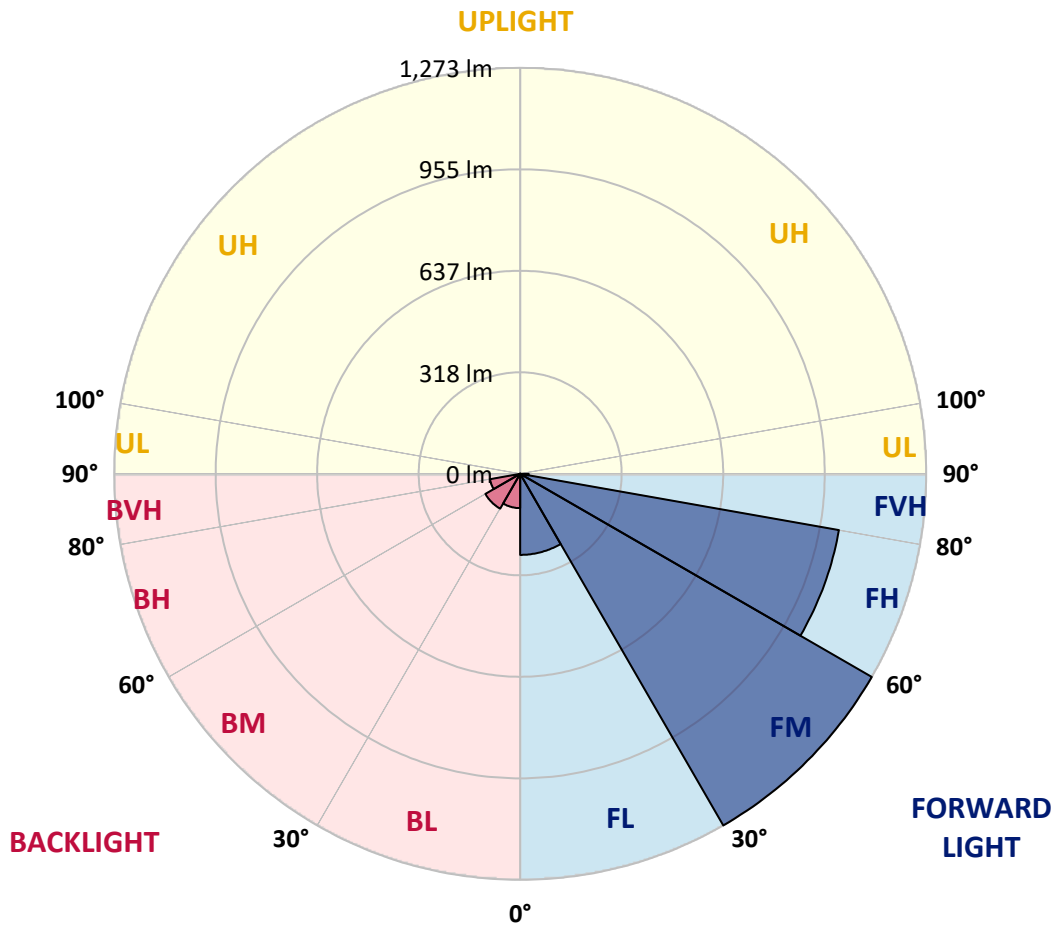
REPORT NUMBER: P438445
 CATALOG NUMBER: IST-SA1C-830-U-SL2-HSS

LUMINAIRE CLASSIFICATION SYSTEM LUMEN TABLE AND BUG RATING:

Zone	Lumens	% Fixture	Zone Rating/Lumen Limit		
			B	U	G
FL (0°-30°)	254.2	8.8			
FM (30°-60°)	1273.2	43.9			
FH (60°-80°)	1015.0	35.0			G1/1800
FVH (80°-90°)	26.6	0.9			G1/100
BL (0°-30°)	107.5	3.7	B0/110		
BM (30°-60°)	126.0	4.3	B0/220		
BH (60°-80°)	96.0	3.3	B0/110		G0/110
BVH (80°-90°)	1.4	0.0			G0/10
UL (90°-100°)	0.0	0.0		U0/0	
UH (100°-180°)	0.0	0.0		U0/0	

BUG Rating: B0-U0-G1

Type II Short





REPORT NUMBER: P438445
 CATALOG NUMBER: IST-SA1C-830-U-SL2-HSS

CANDELA DISTRIBUTION (FULL):

	0°	5°	15°	25°	35°	45°	55°	65°	67°	75°	85°
0°	707.6	707.6	707.6	707.6	707.6	707.6	707.6	707.6	707.6	707.6	707.6
2.5°	698.7	705.1	706.3	708.9	708.9	712.7	714.0	716.5	715.3	716.5	714.0
5°	650.4	655.4	652.9	665.6	673.3	687.3	701.3	712.7	712.7	716.5	715.3
7.5°	602.0	607.1	607.1	617.3	630.0	650.4	673.3	700.0	702.5	715.3	711.4
10°	563.8	566.4	568.9	580.4	595.6	616.0	646.5	680.9	686.0	707.6	708.9
12.5°	533.3	537.1	540.9	552.4	566.4	586.7	616.0	655.4	664.4	694.9	706.3
15°	518.0	518.0	521.8	532.0	544.7	566.4	593.1	638.9	646.5	687.3	705.1
17.5°	510.4	511.6	514.2	519.3	529.4	547.3	576.5	621.1	631.3	680.9	705.1
20°	520.5	520.5	516.7	519.3	524.4	538.4	565.1	608.4	621.1	677.1	711.4
22.5°	542.2	542.2	535.8	532.0	528.2	533.3	557.4	603.3	614.7	677.1	715.3
25°	575.3	575.3	571.4	560.0	543.4	539.6	558.7	602.0	610.9	678.4	720.3
27.5°	614.7	616.0	612.2	599.4	574.0	552.4	562.5	599.4	609.6	677.1	722.9
30°	666.9	672.0	666.9	649.1	618.5	577.8	571.4	598.2	608.4	674.5	724.2
32.5°	719.1	722.9	728.0	716.5	673.3	617.3	590.5	603.3	612.2	675.8	721.6
35°	770.0	780.2	789.1	792.9	748.3	673.3	622.4	614.7	618.5	679.6	721.6
37.5°	824.7	834.9	854.0	873.1	836.2	735.6	669.4	640.2	640.2	692.3	729.3
40°	894.7	899.8	936.7	959.6	941.8	836.2	736.9	683.4	682.2	728.0	750.9
42.5°	962.2	976.2	1024.5	1058.9	1047.4	954.5	818.3	759.8	747.1	785.3	790.3
45°	1060.2	1081.8	1120.0	1170.9	1182.3	1086.9	944.3	857.8	845.1	870.5	856.5
47.5°	1151.8	1167.1	1204.0	1268.9	1335.1	1257.4	1086.9	995.3	983.8	994.0	971.1
50°	1181.1	1188.7	1230.7	1310.9	1467.4	1501.8	1282.9	1173.4	1172.2	1164.5	1126.3
52.5°	1130.2	1131.4	1179.8	1277.8	1522.2	1769.1	1560.3	1403.8	1382.2	1365.6	1314.7
55°	974.9	986.3	1027.1	1149.2	1468.7	1923.1	2004.5	1682.5	1646.9	1587.1	1523.4
57.5°	762.3	757.3	790.3	902.3	1304.5	1984.1	2442.3	2036.3	1947.2	1767.8	1682.5
60°	554.9	542.2	563.8	627.4	948.2	1864.5	2695.6	2535.2	2382.5	1962.5	1878.5
62.5°	412.4	412.4	435.3	464.5	581.6	1454.7	2735.0	3106.7	2934.9	2209.4	2086.0
65°	329.6	328.4	347.4	392.0	414.9	902.3	2536.5	3513.9	3449.0	2466.5	2222.1
67.5°	263.4	263.4	280.0	341.1	372.9	512.9	1962.5	3526.7	3545.7	2614.1	2139.4
70°	185.8	192.2	212.5	285.1	360.2	392.0	1190.0	3029.0	3078.7	2569.6	1919.2
72.5°	104.4	109.5	146.4	211.3	346.2	376.7	665.6	2288.3	2372.3	2153.4	1565.4
75°	49.6	54.7	85.3	145.1	288.9	358.9	404.7	1622.7	1611.2	1398.7	972.3
77.5°	21.6	24.2	38.2	84.0	204.9	334.7	296.5	1014.3	968.5	656.7	408.5
80°	7.6	8.9	16.5	48.4	115.8	273.6	246.9	468.4	423.8	182.0	106.9
82.5°	1.3	1.3	6.4	22.9	52.2	152.7	203.6	224.0	193.5	45.8	45.8
85°	0.0	0.0	1.3	7.6	12.7	14.0	91.6	90.4	75.1	15.3	22.9
87.5°	0.0	0.0	0.0	1.3	1.3	2.5	2.5	2.5	2.5	2.5	3.8
90°	0.0	0.0	0.0	0.0	0.0	0.0	0.0	0.0	0.0	0.0	0.0



REPORT NUMBER: P438445
 CATALOG NUMBER: IST-SA1C-830-U-SL2-HSS

CANDELA DISTRIBUTION (continued):

	90°	95°	105°	115°	125°	135°	145°	155°	165°	175°	180°
0°	707.6	707.6	707.6	707.6	707.6	707.6	707.6	707.6	707.6	707.6	707.6
2.5°	707.6	706.3	693.6	682.2	666.9	654.2	642.7	631.3	626.2	627.4	630.0
5°	708.9	701.3	674.5	645.3	614.7	584.2	554.9	537.1	523.1	518.0	523.1
7.5°	702.5	689.8	649.1	602.0	553.6	500.2	455.6	422.5	398.4	383.1	389.4
10°	697.4	678.4	618.5	547.3	478.5	408.5	344.9	297.8	264.7	245.6	241.8
12.5°	688.5	665.6	582.9	492.5	397.1	301.6	225.3	175.6	148.9	134.9	138.7
15°	686.0	650.4	547.3	428.9	310.5	203.6	136.2	108.2	96.7	94.2	94.2
17.5°	683.4	640.2	509.1	366.5	222.7	127.3	94.2	86.5	84.0	82.7	84.0
20°	680.9	626.2	470.9	299.1	150.2	91.6	81.5	77.6	75.1	75.1	73.8
22.5°	683.4	617.3	435.3	235.4	103.1	77.6	71.3	68.7	66.2	64.9	64.9
25°	680.9	605.8	392.0	173.1	80.2	68.7	63.6	58.5	56.0	54.7	53.5
27.5°	677.1	591.8	351.3	124.7	70.0	61.1	54.7	49.6	45.8	44.5	44.5
30°	673.3	574.0	304.2	91.6	63.6	54.7	47.1	42.0	38.2	35.6	35.6
32.5°	663.1	557.4	258.4	73.8	57.3	48.4	40.7	34.4	31.8	30.5	30.5
35°	656.7	538.4	210.0	63.6	52.2	42.0	34.4	29.3	26.7	25.5	25.5
37.5°	655.4	518.0	166.7	57.3	47.1	36.9	29.3	25.5	22.9	21.6	21.6
40°	660.5	507.8	128.5	52.2	40.7	31.8	25.5	21.6	19.1	17.8	17.8
42.5°	680.9	506.5	98.0	47.1	36.9	28.0	22.9	17.8	15.3	14.0	14.0
45°	726.7	514.2	77.6	43.3	31.8	24.2	19.1	15.3	12.7	11.5	11.5
47.5°	801.8	546.0	64.9	39.5	26.7	20.4	15.3	12.7	8.9	8.9	8.9
50°	924.0	613.4	57.3	34.4	22.9	16.5	12.7	8.9	6.4	6.4	6.4
52.5°	1104.7	716.5	52.2	30.5	19.1	14.0	10.2	6.4	5.1	5.1	5.1
55°	1291.8	845.1	48.4	25.5	16.5	11.5	7.6	5.1	3.8	3.8	2.5
57.5°	1462.3	950.7	43.3	21.6	12.7	8.9	5.1	3.8	2.5	2.5	2.5
60°	1664.7	1056.3	36.9	16.5	10.2	6.4	3.8	2.5	1.3	1.3	1.3
62.5°	1860.7	1116.2	30.5	12.7	7.6	5.1	2.5	1.3	1.3	1.3	1.3
65°	1946.0	1088.2	24.2	10.2	6.4	3.8	1.3	1.3	1.3	0.0	0.0
67.5°	1831.4	920.2	19.1	7.6	5.1	2.5	1.3	1.3	0.0	0.0	0.0
70°	1576.9	744.5	15.3	6.4	3.8	1.3	1.3	1.3	0.0	0.0	0.0
72.5°	1238.3	548.5	12.7	5.1	2.5	1.3	1.3	1.3	0.0	0.0	0.0
75°	753.4	276.2	11.5	3.8	2.5	2.5	1.3	1.3	1.3	0.0	0.0
77.5°	255.8	86.5	7.6	3.8	2.5	2.5	1.3	1.3	1.3	1.3	1.3
80°	75.1	28.0	6.4	2.5	2.5	1.3	1.3	1.3	1.3	1.3	1.3
82.5°	39.5	12.7	3.8	2.5	1.3	1.3	1.3	1.3	1.3	1.3	1.3
85°	21.6	6.4	2.5	1.3	1.3	1.3	0.0	0.0	1.3	1.3	1.3
87.5°	3.8	2.5	2.5	1.3	1.3	1.3	0.0	0.0	0.0	1.3	1.3
90°	0.0	0.0	0.0	0.0	0.0	0.0	0.0	0.0	0.0	0.0	0.0

Cooper Lighting Solutions Photometric Lab
1121 Highway 74 South
Peachtree City, GA 30269



LM-79-2019: Approved Method: Electrical and Photometric Measurements of Solid-State Lighting Products

Report Prepared for

Cooper Lighting Solutions

MCGRAW EDISON

Report Number: SP1-2408-195-9

Test Date: 08/07/2024

Luminaire Tested: GALN-SB1A-830-U-5WQ

Data in this report applies to families of products including GALN-SB1A-830-U-5WQ.

Test Information

Test Method: LM-79-2019
 Report Number: SP1-2408-195-9
 Test Lab: COOPER LIGHTING SOLUTIONS
 Photometer: SP1 - 76IN SPHERE
 Measurement Geometry: 4π
 Issue Date: 08/07/2024
 Manufacturer: COOPER LIGHTING SOLUTIONS
 Product Line: MCGRAW EDISON
 Catalog Number: **GALN-SB1A-830-U-5WQ**
 Description: GALLEON AREA AND ROADWAY LUMINAIRE. (1) 80 CRI, 3000K, 350MA HIGH DENSITY LIGHTSQUARE WITH 26 LEDS AND TYPE V WIDE OPTICS

Spectral Parameters

CCT (K): 3050
 CIE u': 0.2476
 CIE v': 0.5251
 Duv: 0.0034
 CIE x: 0.4383
 CIE y: 0.4131
 CIE z: 0.1487
 Peak Wavelength (nm): 603
 Dominant Wavelength (nm): 581
 Purity: 55.55201
 Rf: 81.5
 Rg: 99.2

CRI (Ra):	81.0		
R1:	79.6	R9:	7.1
R2:	85.6	R10:	67.0
R3:	92.0	R11:	82.7
R4:	82.6	R12:	63.2
R5:	78.9	R13:	80.3
R6:	81.7	R14:	95.0
R7:	85.2	R15:	71.7
R8:	62.0		



Test Conditions

Stabilization Time: 20M
 Operation Time: 1H 20M
 Sphere Temperature (°C): 24.2

REPORT NUMBER: SP1-2408-195-9

Measurement and Test Equipment			
Instrument	Identification Number	Calibration Date	Calibration Due Date
Photometer	IN0058	6/18/2024	12/18/2024
Power Meter	INXT2011004	2/8/2024	2/8/2025
AC Power Source	IN0063	10/24/2023	10/24/2024
DC Power Source	IN0208	10/24/2023	10/24/2024
Sphere Thermometer	IN0085	10/24/2023	10/24/2024
Room Thermometer	IN0046	10/24/2023	10/24/2024

REPORT NUMBER: SP1-2408-195-9

CIE 1931 Chromaticity Diagram



CIE 1931 Chromaticity Diagram with 2017 ANSI 7-Step and 4-Step Quadrangles



CCT = 3050K
 CIE x = 0.4383
 CIE y = 0.4131
 Duv = 0.0034

Point lies inside the ANSI 3000K 4-step quadrangle

REPORT NUMBER: SP1-2408-195-9

Photopic Flux vs. Wavelength



Photopic Lumens: NR

λ (nm)	Power W [^] /nm	Lumens (ϕ /nm)	λ (nm)	Power W [^] /nm	Lumens (ϕ /nm)	λ (nm)	Power W [^] /nm	Lumens (ϕ /nm)	λ (nm)	Power W [^] /nm	Lumens (ϕ /nm)	λ (nm)	Power W [^] /nm	Lumens (ϕ /nm)
360	0	NR	490	168	NR	620	940	NR	750	35	NR	880	1	NR
365	0	NR	495	233	NR	625	897	NR	755	30	NR	885	1	NR
370	0	NR	500	300	NR	630	847	NR	760	26	NR	890	1	NR
375	0	NR	505	372	NR	635	790	NR	765	22	NR	895	1	NR
380	0	NR	510	430	NR	640	730	NR	770	19	NR	900	1	NR
385	0	NR	515	483	NR	645	668	NR	775	16	NR	905	1	NR
390	0	NR	520	524	NR	650	605	NR	780	14	NR	910	0	NR
395	2	NR	525	555	NR	655	545	NR	785	12	NR	915	0	NR
400	4	NR	530	581	NR	660	485	NR	790	10	NR	920	0	NR
405	7	NR	535	604	NR	665	430	NR	795	9	NR	925	0	NR
410	17	NR	540	623	NR	670	378	NR	800	8	NR	930	0	NR
415	34	NR	545	645	NR	675	331	NR	805	7	NR	935	0	NR
420	68	NR	550	667	NR	680	290	NR	810	6	NR	940	0	NR
425	128	NR	555	693	NR	685	251	NR	815	5	NR	945	0	NR
430	214	NR	560	719	NR	690	218	NR	820	4	NR	950	0	NR
435	339	NR	565	754	NR	695	188	NR	825	4	NR	955	0	NR
440	507	NR	570	791	NR	700	162	NR	830	3	NR	960	0	NR
445	573	NR	575	830	NR	705	139	NR	835	3	NR	965	0	NR
450	356	NR	580	873	NR	710	119	NR	840	3	NR	970	0	NR
455	217	NR	585	913	NR	715	102	NR	845	2	NR	975	0	NR
460	168	NR	590	948	NR	720	88	NR	850	2	NR	980	0	NR
465	113	NR	595	974	NR	725	76	NR	855	2	NR	985	0	NR
470	85	NR	600	994	NR	730	65	NR	860	1	NR	990	0	NR
475	85	NR	605	998	NR	735	55	NR	865	1	NR	995	0	NR
480	94	NR	610	994	NR	740	47	NR	870	1	NR	1000	0	NR
485	120	NR	615	973	NR	745	41	NR	875	1	NR			

REPORT NUMBER: SP1-2408-195-9

Scotopic Flux vs. Wavelength



Scotopic Lumens: NR

S/P: 1.27

λ (nm)	Power W [^] /nm	Lumens (φ/nm)	λ (nm)	Power W [^] /nm	Lumens (φ/nm)	λ (nm)	Power W [^] /nm	Lumens (φ/nm)	λ (nm)	Power W [^] /nm	Lumens (φ/nm)	λ (nm)	Power W [^] /nm	Lumens (φ/nm)
360	0	NR	490	168	NR	620	940	NR	750	35	NR	880	1	NR
365	0	NR	495	233	NR	625	897	NR	755	30	NR	885	1	NR
370	0	NR	500	300	NR	630	847	NR	760	26	NR	890	1	NR
375	0	NR	505	372	NR	635	790	NR	765	22	NR	895	1	NR
380	0	NR	510	430	NR	640	730	NR	770	19	NR	900	1	NR
385	0	NR	515	483	NR	645	668	NR	775	16	NR	905	1	NR
390	0	NR	520	524	NR	650	605	NR	780	14	NR	910	0	NR
395	2	NR	525	555	NR	655	545	NR	785	12	NR	915	0	NR
400	4	NR	530	581	NR	660	485	NR	790	10	NR	920	0	NR
405	7	NR	535	604	NR	665	430	NR	795	9	NR	925	0	NR
410	17	NR	540	623	NR	670	378	NR	800	8	NR	930	0	NR
415	34	NR	545	645	NR	675	331	NR	805	7	NR	935	0	NR
420	68	NR	550	667	NR	680	290	NR	810	6	NR	940	0	NR
425	128	NR	555	693	NR	685	251	NR	815	5	NR	945	0	NR
430	214	NR	560	719	NR	690	218	NR	820	4	NR	950	0	NR
435	339	NR	565	754	NR	695	188	NR	825	4	NR	955	0	NR
440	507	NR	570	791	NR	700	162	NR	830	3	NR	960	0	NR
445	573	NR	575	830	NR	705	139	NR	835	3	NR	965	0	NR
450	356	NR	580	873	NR	710	119	NR	840	3	NR	970	0	NR
455	217	NR	585	913	NR	715	102	NR	845	2	NR	975	0	NR
460	168	NR	590	948	NR	720	88	NR	850	2	NR	980	0	NR
465	113	NR	595	974	NR	725	76	NR	855	2	NR	985	0	NR
470	85	NR	600	994	NR	730	65	NR	860	1	NR	990	0	NR
475	85	NR	605	998	NR	735	55	NR	865	1	NR	995	0	NR
480	94	NR	610	994	NR	740	47	NR	870	1	NR	1000	0	NR
485	120	NR	615	973	NR	745	41	NR	875	1	NR			

REPORT NUMBER: SP1-2408-195-9

Melanopic Flux vs. Wavelength



Melanopic Lumens: NR

M/P: 2.32

λ (nm)	Power W [^] /nm	Lumens (φ/nm)	λ (nm)	Power W [^] /nm	Lumens (φ/nm)	λ (nm)	Power W [^] /nm	Lumens (φ/nm)	λ (nm)	Power W [^] /nm	Lumens (φ/nm)	λ (nm)	Power W [^] /nm	Lumens (φ/nm)
360	0	NR	490	168	NR	620	940	NR	750	35	NR	880	1	NR
365	0	NR	495	233	NR	625	897	NR	755	30	NR	885	1	NR
370	0	NR	500	300	NR	630	847	NR	760	26	NR	890	1	NR
375	0	NR	505	372	NR	635	790	NR	765	22	NR	895	1	NR
380	0	NR	510	430	NR	640	730	NR	770	19	NR	900	1	NR
385	0	NR	515	483	NR	645	668	NR	775	16	NR	905	1	NR
390	0	NR	520	524	NR	650	605	NR	780	14	NR	910	0	NR
395	2	NR	525	555	NR	655	545	NR	785	12	NR	915	0	NR
400	4	NR	530	581	NR	660	485	NR	790	10	NR	920	0	NR
405	7	NR	535	604	NR	665	430	NR	795	9	NR	925	0	NR
410	17	NR	540	623	NR	670	378	NR	800	8	NR	930	0	NR
415	34	NR	545	645	NR	675	331	NR	805	7	NR	935	0	NR
420	68	NR	550	667	NR	680	290	NR	810	6	NR	940	0	NR
425	128	NR	555	693	NR	685	251	NR	815	5	NR	945	0	NR
430	214	NR	560	719	NR	690	218	NR	820	4	NR	950	0	NR
435	339	NR	565	754	NR	695	188	NR	825	4	NR	955	0	NR
440	507	NR	570	791	NR	700	162	NR	830	3	NR	960	0	NR
445	573	NR	575	830	NR	705	139	NR	835	3	NR	965	0	NR
450	356	NR	580	873	NR	710	119	NR	840	3	NR	970	0	NR
455	217	NR	585	913	NR	715	102	NR	845	2	NR	975	0	NR
460	168	NR	590	948	NR	720	88	NR	850	2	NR	980	0	NR
465	113	NR	595	974	NR	725	76	NR	855	2	NR	985	0	NR
470	85	NR	600	994	NR	730	65	NR	860	1	NR	990	0	NR
475	85	NR	605	998	NR	735	55	NR	865	1	NR	995	0	NR
480	94	NR	610	994	NR	740	47	NR	870	1	NR	1000	0	NR
485	120	NR	615	973	NR	745	41	NR	875	1	NR			

Summary

$R_f = 81.5$
 $R_g = 99.2$
 $CIE R_a = 81.0$
 $R_9 = 7.1$



Color Vector Graphics



Individual Sample Fidelity Index ($R_{f,i}$)

CES01 = 86	CES26 = 74	CES51 = 89	CES76 = 70
CES02 = 63	CES27 = 88	CES52 = 92	CES77 = 86
CES03 = 31	CES28 = 89	CES53 = 81	CES78 = 72
CES04 = 70	CES29 = 67	CES54 = 87	CES79 = 90
CES05 = 50	CES30 = 68	CES55 = 85	CES80 = 88
CES06 = 51	CES31 = 71	CES56 = 78	CES81 = 78
CES07 = 42	CES32 = 70	CES57 = 76	CES82 = 95
CES08 = 41	CES33 = 71	CES58 = 78	CES83 = 90
CES09 = 29	CES34 = 82	CES59 = 92	CES84 = 94
CES10 = 76	CES35 = 90	CES60 = 95	CES85 = 86
CES11 = 59	CES36 = 93	CES61 = 93	CES86 = 72
CES12 = 65	CES37 = 87	CES62 = 83	CES87 = 85
CES13 = 43	CES38 = 75	CES63 = 77	CES88 = 83
CES14 = 74	CES39 = 94	CES64 = 83	CES89 = 75
CES15 = 71	CES40 = 89	CES65 = 77	CES90 = 81
CES16 = 47	CES41 = 85	CES66 = 80	CES91 = 96
CES17 = 50	CES42 = 86	CES67 = 79	CES92 = 73
CES18 = 56	CES43 = 81	CES68 = 84	CES93 = 84
CES19 = 72	CES44 = 99	CES69 = 91	CES94 = 64
CES20 = 66	CES45 = 87	CES70 = 78	CES95 = 80
CES21 = 87	CES46 = 82	CES71 = 76	CES96 = 84
CES22 = 79	CES47 = 77	CES72 = 92	CES97 = 87
CES23 = 92	CES48 = 71	CES73 = 71	CES98 = 81
CES24 = 91	CES49 = 81	CES74 = 93	CES99 = 74
CES25 = 72	CES50 = 89	CES75 = 74	



Color Rendition by Hue-Angle Bin



Measure Comparisons



(END OF REPORT)